



Public Safety Communications Solutions



Providing solutions for critical communications.

Delivering solutions First Responders rely on when it matters most. Westell offers complete Public Safety In-Building coverage solutions from the donor antenna to the coverage antenna as well as Public Safety rated passives.

Call Westell today to find the solution that best fits your application.



WESTELL® Public Safety Portfolio

Westell offers Class A, B, and Channelized VHF, UHF, and 700-800 MHz Public Safety Repeaters, solutions First Responders can rely on when it matters most.

Solutions include:

- Donor Antennas
- Repeaters/Signal Boosters
- Battery Backup Solutions
- Passives (Splitters, Couplers, Tappers, etc.)
- Coverage Antennas





Signal Boosters

Westell's public safety solutions include signal boosters supporting VHF, UHF, 700 MHz, 700 FirstNet (Band 14), and 800 MHz, which are NFPA 72/1221, UL listed and NEMA-4 compliant, Class A and Class B signal boosters, ranging in output power from 10dBm to 37dBm.

Westell's Class A signal boosters feature 32 channel filters per band, oscillation detection, ALC and AGC per filter and time slot, built-in spectrum analyzer and more.

Class A Signal Boosters

Dual-Band 700/800 MHz (758-775/788-805 & 806-824/851-869 MHz), CLASS A

Band	Downlink/ Power Output	Westell Part Number	Description
700/800	2W	CS33-734834-DNA	80 dB gain, 2W, AC Power
700/800	2W	CS33-734834-DND	80 dB gain, 2W, DC Power
700/800	2W	CS33-734834-DNA-C	Canada, 80 dB gain, 2W, AC Power
700/800	2W	CS33-734834-DND-C	Canada, 80 dB gain, 2W, DC Power

700 Only, 758-775/788-805 MHz, CLASS A

Band	Downlink/ Power Output	Westell Part Number	Description
700	5W	CS33-737-7NA	80 dB gain, 5W, AC Power
700	5W	CS33-737-7ND	80 dB gain, 5W, DC Power
700	5W	CS33-737-7NA-C	Canada, 80 dB gain, 5W, AC Power
700	5W	CS33-737-7ND-C	Canada, 80 dB gain, 5W, DC Power

800 Only, 806-824/851-869 MHz, CLASS A

Band	Downlink/ Power Output	Westell Part Number	Description
800	5W	CS33-837-8NA	80 dB gain, 5W, AC Power
800	5W	CS33-837-8ND	80 dB gain, 5W, DC Power



Class A Signal Boosters *Continued*

UHF 406-420 MHz, CLASS A

UHF	5W	CS33-49F-5NA	4MHz BW/9MHz Split, 80dB Gain, 5W, AC Power
UHF	5W	CS33-49F-5ND	4MHz BW/9MHz Split, 80dB Gain, 5W, DC Power

UHF 450-470 MHz, CLASS A

Band	Downlink/ Power Output	Westell Part Number	Description
UHF	1W	CS33-46A-2NA	2MHz BW/5MHz Split, 80 dB gain, 1W, AC Power
UHF	1W	CS33-46A-2ND	2MHz BW/5MHz Split, 80 dB gain, 1W, DC Power
UHF	1W	CS33-46A-4NA	4MHz BW/5MHz Split, 80 dB gain, 1W, AC Power
UHF	1W	CS33-46A-4ND	4MHz BW/5MHz Split, 80 dB gain, 1W, DC Power
UHF	1W	CS33-46A-0NA	No Duplexer*, Simplex RF Ports, 80 dB gain, 1W, AC Power
UHF	1W	CS33-46A-0ND	No Duplexer*, Simplex RF Ports, 80 dB gain, 1W, DC Power
UHF	1W	CS33-46A-D2NA	Dual Sub-band 2 MHz BW/5 MHz Split, 80 dB gain, 1W, AC Power
UHF	1W	CS33-46A-D2ND	Dual Sub-band 2 MHz BW/5 MHz Split, 80 dB gain, 1W, DC Power
UHF	5W	CS33-49A-2NA	2MHz BW/5MHz Split, 80 dB gain, 5W, AC Power
UHF	5W	CS33-49A-2ND	2MHz BW/5MHz Split, 80 dB gain, 5W, DC Power
UHF	5W	CS33-49A-4NA	4MHz BW/5MHz Split, 80 dB gain, 5W, AC Power
UHF	5W	CS33-49A-4ND	4MHz BW/5MHz Split, 80 dB gain, 5W, DC Power
UHF	5W	CS33-49A-0NA	No Duplexer*, Simplex RF Ports, 80 dB gain, 5W, AC Power
UHF	5W	CS33-49A-0ND	No Duplexer*, Simplex RF Ports, 80 dB gain, 5W, DC Power
UHF	5W	CS33-49A-D2NA	Dual Sub-band 2 MHz BW/5 MHz Split, 80 dB gain, 5W, AC Power
UHF	5W	CS33-49A-D2ND	Dual Sub-band 2 MHz BW/5 MHz Split, 80 dB gain, 5W, DC Power
UHF	5W	CS33-49A-D4NA	Dual Sub-band 1Mhz BW band A & 4 MHz BW band B/5 MHz Split, 80 dB gain, 5W, AC Power
UHF	5W	CS33-49A-D4ND	Dual Sub-band 1Mhz BW band A & 4 MHz BW band B/5 MHz Split, 80 dB gain, 5W, DC Power

UHF Dual Sub-Band (*453-454/458-459 & 460-462/465-467 MHz), CLASS A (Miami Dade FD)

Band	Downlink/ Power Output	Westell Part Number	Description
UHF	1W	CS33-46E-DSNA	Dual Sub-band*, 80 dB gain, 1W, AC Power
UHF	1W	CS33-46E-DSND	Dual Sub-band*, 80 dB gain, 1W, DC Power
UHF	5W	CS33-49E-DSNA	Dual Sub-band*, 80 dB gain, 5W, AC Power
UHF	5W	CS33-49E-DSND	Dual Sub-band*, 80 dB gain, 5W, DC Power

* Please, contact Westell for Special Order Filter Configurations



Class A Signal Boosters *Continued*

UHF 470-488 MHz, CLASS A

Band	Downlink/ Power Output	Westell Part Number	Description
UHF	1W	CS33-46T-1NA	0.7MHz BW/3MHz Split, 80 dB gain, 1W, AC Power
UHF	1W	CS33-46T-1ND	0.7MHz BW/3MHz Split, 80 dB gain, 1W, DC Power
UHF	1W	CS33-46T-4NA	2MHz BW/3MHz Split, 80 dB gain, 1W, AC Power
UHF	1W	CS33-46T-4ND	2MHz BW/3MHz Split, 80 dB gain, 1W, DC Power
UHF	1W	CS33-46T-0NA	No Duplexer*, Simplex RF Ports, 80 dB gain, 1W, AC Power
UHF	1W	CS33-46T-0ND	No Duplexer*, Simplex RF Ports, 80 dB gain, 1W, DC Power
UHF	1W	CS33-46T-D1NA	Dual Sub-band 0.7MHz BW/3 MHz Split, 80 dB gain, 1W, AC Power
UHF	1W	CS33-46T-D1ND	Dual Sub-band 0.7MHz BW/3 MHz Split, 80 dB gain, 1W, DC Power
UHF	5W	CS33-49T-1NA	0.7MHz BW/3MHz Split, 80 dB gain, 5W, AC Power
UHF	5W	CS33-49T-1ND	0.7MHz BW/3MHz Split, 80 dB gain, 5W, DC Power
UHF	5W	CS33-49T-4NA	2MHz BW/3MHz Split, 80 dB gain, 5W, AC Power
UHF	5W	CS33-49T-4ND	2MHz BW/3MHz Split, 80 dB gain, 5W, DC Power
UHF	5W	CS33-49T-0NA	No Duplexer*, Simplex RF Ports, 80 dB gain, 5W, AC Power
UHF	5W	CS33-49T-0ND	No Duplexer*, Simplex RF Ports, 80 dB gain, 5W, DC Power
UHF	5W	CS33-49T-D1NA	Dual Sub-band 0.7MHz BW/3MHz Split, 80 dB gain, 5W, AC Power
UHF	5W	CS33-49T-D1ND	Dual Sub-band 0.7MHz BW/3MHz Split, 80 dB gain, 5W, DC Power
UHF	5W	CS33-49T-D3NA	Dual Sub-band 0.7MHz BW & 2MHz BW, 5W, AC Power
UHF	5W	CS33-49T-D3ND	Dual Sub-band 0.7MHz BW & 2MHz BW, 5W, DC Power

UHF 480-500 MHz, CLASS A

Band	Downlink/ Power Output	Westell Part Number	Description
UHF	1W	CS33-46D-D1NA	Dual Sub-band 0.7MHz BW/3 MHz Split, 80 dB gain, 1W, AC Power
UHF	1W	CS33-46D-D1ND	Dual Sub-band 0.7MHz BW/3 MHz Split, 80 dB gain, 1W, DC Power

UHF 490-512 MHz, CLASS A

Band	Downlink/ Power Output	Westell Part Number	Description
UHF	1W	CS33-46D-1NA	0.7 MHz BW/3MHz Split, 80 dB gain, 1W, AC Power
UHF	1W	CS33-46D-1ND	0.7 MHz BW/3MHz Split, 80 dB gain, 1W, DC Power
UHF	1W	CS33-46D-4NA	2MHz BW/3MHz Split, 80 dB gain, 1W, AC Power
UHF	1W	CS33-46D-4ND	2MHz BW/3MHz Split, 80 dB gain, 1W, DC Power
UHF	1W	CS33-46D-0NA	No Duplexer*, Simplex RF Ports, 80 dB gain, 1W, AC Power
UHF	1W	CS33-46D-0ND	No Duplexer*, Simplex RF Ports, 80 dB gain, 1W, DC Power
UHF	5W	CS33-49D-1NA	0.7MHz BW/3MHz Split, 80 dB gain, 5W, AC Power
UHF	5W	CS33-49D-1ND	0.7MHz BW/3MHz Split, 80 dB gain, 5W, DC Power
UHF	5W	CS33-49D-4NA	2MHz BW/3MHz Split, 80 dB gain, 5W, AC Power
UHF	5W	CS33-49D-4ND	2MHz BW/3MHz Split, 80 dB gain, 5W, DC Power
UHF	5W	CS33-49D-0NA	No Duplexer*, Simplex RF Ports, 80 dB gain, 5W, AC Power
UHF	5W	CS33-49D-0ND	No Duplexer*, Simplex RF Ports, 80 dB gain, 5W, DC Power
UHF	5W	CS33-49D-D1NA	Dual Sub-band 0.7MHz BW/3MHz Split, 80 dB gain, 5W, AC Power
UHF	5W	CS33-49D-D1ND	Dual Sub-band 0.7MHz BW/3MHz Split, 80 dB gain, 5W, DC Power

* Please, contact Westell for Special Order Filter Configurations



WESTELL

WESTELL.COM

Class A Signal Boosters *continued*



VHF 137-164 MHz, CLASS A

Band	Downlink/Power Output	Westell Part Number	Description
VHF	1/4 W	CS33-14A-2NA	≤2MHz BW/≥3MHz GB, 80 dB gain, 1/4 W, AC Power
VHF	1/4 W	CS33-14A-2ND	≤2MHz BW/≥3MHz GB, 80 dB gain, 1/4 W, DC Power
VHF	1/4 W	CS33-14A-3NA	≤3.5 MHz BW/≥1.6 MHz GB, 80 dB gain, 1/4 W, AC Power
VHF	1/4 W	CS33-14A-3ND	≤3.5 MHz BW/≥1.6 MHz GB, 80 dB gain, 1/4 W, DC Power
VHF	1/4 W	CS33-14A-0NA	No Duplexer*, Simplex RF Ports, 80 dB gain, 1/4 W, AC Power
VHF	1/4 W	CS33-14A-0ND	No Duplexer*, Simplex RF Ports, 80 dB gain, 1/4 W, DC Power
VHF	1/4 W	CS33-14A-SNA	TX bypass for Simplex Radio systems, 80 dB gain, 1/4 W, AC Power
VHF	1/4 W	CS33-14A-SND	TX bypass for Simplex Radio systems, 80 dB gain, 1/4 W, DC Power

VHF 155-174 MHz, CLASS A

Band	Downlink/Power Output	Westell Part Number	Description
VHF	1/4 W	CS33-14B-2NA	≤2MHz BW/≥3MHz GB, 80 dB gain, 1/4 W, AC Power
VHF	1/4 W	CS33-14B-2ND	≤2MHz BW/≥3MHz GB, 80 dB gain, 1/4 W, DC Power
VHF	1/4 W	CS33-14B-3NA	≤3.5 MHz BW/≥1.6 MHz GB, 80 dB gain, 1/4 W, AC Power
VHF	1/4 W	CS33-14B-3ND	≤3.5 MHz BW/≥1.6 MHz GB, 80 dB gain, 1/4 W, DC Power
VHF	1/4 W	CS33-14B-0NA	No Duplexer*, Simplex RF Ports, 80 dB gain, 1/4 W, AC Power
VHF	1/4 W	CS33-14B-0ND	No Duplexer*, Simplex RF Ports, 80 dB gain, 1/4 W, DC Power

* Please, contact Westell for Special Order Filter Configurations



Active Crystal Filter

Active Crystal Filter (ACF) signal boosters are ideal for applications with exceptionally narrow guard bands. These units can operate with as little as 100KHz of channel spacing between uplink and downlink. These are available with 1, or 2 filters.

Class A Signal Boosters *(Active Crystal Filter)*



VHF 137-164 MHz, CLASS A

Band	Downlink/Power Output	Westell Part Number	Description
VHF	13 dBm	CS33-13A-ANA	ACF 1 Channel, 80 dB gain, 13 dBm, AC Power
VHF	13 dBm	CS33-13A-AND	ACF 1 Channel, 80 dB gain, 13 dBm, DC Power
VHF	10 dBm	CS33-10A-BNA	ACF 2 Channel, 80 dB gain, 10 dBm, AC Power
VHF	10 dBm	CS33-10A-BND	ACF 2 Channel, 80 dB gain, 10 dBm, DC Power

VHF 155-174 MHz, CLASS A

Band	Downlink/Power Output	Westell Part Number	Description
VHF	13 dBm	CS33-13B-ANA	ACF 1 Channel, 80 dB gain, 13 dBm, AC Power
VHF	13 dBm	CS33-13B-AND	ACF 1 Channel, 80 dB gain, 13 dBm, DC Power
VHF	10 dBm	CS33-10B-BNA	ACF 2 Channel, 80 dB gain, 10 dBm, AC Power
VHF	10 dBm	CS33-10B-BND	ACF 2 Channel, 80 dB gain, 10 dBm, DC Power

UHF 470-488 MHz, CLASS A

Band	Downlink/Power Output	Westell Part Number	Description
UHF	13 dBm	CS33-43T-ANA	ACF 1 Channel, 80 dB gain, 13 dBm, AC Power
UHF	13 dBm	CS33-43T-AND	ACF 1 Channel, 80 dB gain, 13 dBm, DC Power
UHF	10 dBm	CS33-41T-BNA	ACF 2 Channel, 80 dB gain, 10 dBm, AC Power
UHF	10 dBm	CS33-41T-BND	ACF 2 Channel, 80 dB gain, 10 dBm, DC Power

UHF 490-512 MHz, CLASS A

Band	Downlink/Power Output	Westell Part Number	Description
UHF	13 dBm	CS33-43D-ANA	ACF 1 Channel, 80 dB gain, 13 dBm, AC Power
UHF	13 dBm	CS33-43D-AND	ACF 1 Channel, 80 dB gain, 13 dBm, DC Power
UHF	10 dBm	CS33-41D-BNA	ACF 2 Channel, 80 dB gain, 10 dBm, AC Power
UHF	10 dBm	CS33-41D-BND	ACF 2 Channel, 80 dB gain, 10 dBm, DC Power

* Please, contact Westell for Special Order Filter Configurations



Class B Signal Boosters

Westell's Class B public safety signal boosters supporting 700 MHz, 700 FirstNet (Band 14), and 800 MHz, which are NFPA 72/1221, UL listed, and NEMA-4 compliant. They feature a full complement of features, including adjustable passbands, and oscillation detect, automatic isolation test, and more. Westell's NEW UL2524 Listed Enhanced BDAs (eBDA) include all previously mentioned features, plus front panel annunciator, built-in BBU circuitry, UL squelch, intelligent oscillation management, and options for a cleaner, AHJ user-friendly installation.



Class B Signal Boosters


Dual-Band 700/800 MHz, Class B

Band	Downlink/Power Output	Westell Part Number	Description
700/800	1/2W	CS14-710-810	80 dB gain, 27 dBm 1/2W, AC Power
700/800	1/2W	CS14-720-820	Enhanced version of CS14-710-810 with internal BBU circuitry, front panel annunciator, intelligent oscillation management and more. UL2524 Listed. AC & DC Power
700/800	2W	CS14-702-802	90 dB gain, 33 dBm 2W, AC & DC Power
700/800	2W	CS14-722-822	Enhanced version of CS14-702-802 with internal BBU circuitry, front panel annunciator, intelligent oscillation management and more. UL2524 Listed.

Battery Back-up

NFPA 1221, compliant Battery Backup solutions for Public Safety Signal Boosters.

Part Number	Description
CS19-BBU-001	12/24 Hour NFPA Compliant BBU for PS Series BDA models CS14-710-810, CS14-702-802 and CS14-000-802.
CS19-BBU-002-48	-48VDC BBU, 270 Watts capacity. Supports up to 160AH, batteries ordered separately. UL 508 Listed.
CS19-BBU-002-48-B	High Capacity -48VDC BBU, 360 Watts power capacity, supports up to 160AH, batteries ordered separately
CS19-BBU-002-48RA	-48VDC BBU with remote annunciator panel, 270 Watts capacity, batteries ordered separately.
CS19-BBC-003	NEMA3R rated battery cabinet for use with new Enhanced class B eBDA models CS14-720-820 and CS14-722-822, batteries ordered separately
Battery Kits.	
CS19-PYL12V45FS	12VDC, 45 AH Battery (must order 4 for BBU-002; must order 2 for BBC-003)
CS19-PYL12V100FT	12VDC, 100 AH Battery (must order 4 for BBU-002; must order 2 for BBC-003)
CS19-PYL12V160FT	12VDC, 160 AH Battery (must order 4 for BBU-002; must order 2 for BBC-003)

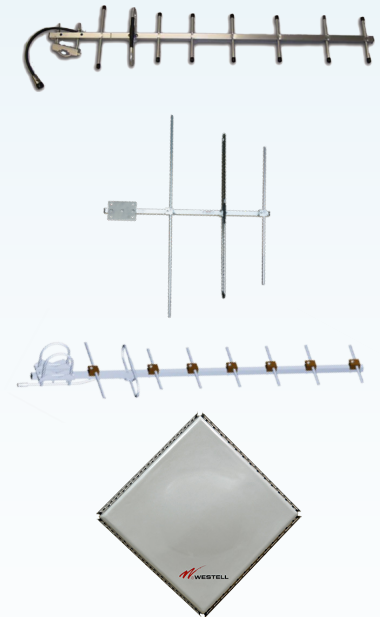




Donor Antennas

Donor antenna selection is an important part of an off-air BDA system. We offer a variety of donor antennas covering from UHF through 960MHz. All are constructed to the highest standards for durability and performance.

Part Number	Model Number	Description
CS03-003-430	CSI-AY/746-896/11	Yagi, 11 dBi gain, Public Safety 700/800 (746-896) MHz, N-Type (f)
CS03-024-836	ANT-AY-136-174/6.5-7.5-N(F)	Yagi, 7dBi, VHF Band,(136-174 MHz), N female connector
CS03-025-840	ANT-DY-450G11/N(F)	Yagi, 11dBi, UHF Band,(400-500 MHz), N female connector
CS03-724-999	CS03-724-999	High gain, high isolation Donor Panel Antenna, supports 698 to 940 MHz, 4.3-10 female connector



Coverage Antennas

Coverage antennas include Omnidirectional and Directional panel antennae supporting frequencies 600-4000 MHz.

Part Number	Model Number	Description
CS03-021-833/N & CS03-021-833/4310	Ant-O\600-4000-Thinrnd/N(f) & Ant-O\600-4000-Thinrnd/4310	Slim round omnidirectional: Supports 50W input power, 3 dBi Gain, wide beamwidth, N-Type (f) or 4.3-10 (f) connector, -153 dBc PIM, 600-4000 MHz, N-type (f)
CS03-020-833/N & CS03-020-833/4310	Ant-O\600-4000-Thinrect/N(f) & Ant-O\600-4000-Thinrect/4310	Slim rectangular omnidirectional: Supports 50W input power, 3 dBi Gain, wide beamwidth, N-Type (f) or 4.3-10 (f) connector and flexible mounting options. -153 dBc PIM, 600-4000 MHz
CS03-011-429 CS03-011-429-02	ClearLink-O/698-2.7K/N ClearLink-O/698-2.7K/4310	Omnidirectional: Supports 50W input power, 2 dBi Gain, wide beamwidth, N-Type (f), or or 4.3-10 (f) connector and flexible mounting options. -153 dBc PIM, 698-4000 MHz
CS03-012-389	ClearLink-D/698-2.7K/N	Directional panel: Supports 50W input power, 7 dBi Gain, N-Type (f) connector and flexible mounting options. -153 dBc PIM, 698-960 MHz, N-type (f)
CS03-019-429 & CS03-019-429-02	Ant-O\698-2.7k/N(f) Econ Ant-O\698-2.7k/4.3-10 Econ	Economy Omnidirectional: Supports 50W input power, 2 dBi Gain, wide beamwidth, N-Type (f), or or 4.3-10 (f) connector and flexible mounting options. -153 dBc PIM, 698-4000 MHz



Filters, Crossband Couplers, Duplexers

Westell offers a variety of filters for different applications: to filter out unwanted interference, split or combine different frequency band or separate UL from DL signals.



Filters, Crossband Couplers, Duplexers

Part Number	Model Number	Description
CS06-766-842	DPLX PS7/FIRSTNET-N(F)	Duplexer PS700/788-805&758-775/includes FirstNet-N(f)
CS06-767-843	DPLX PS8/FIRSTNET/-153 DBC-N(F)	Duplexer PS800/806-824&851-869/includes FirstNet-N(f)
CS06-770-846	CBC-150-512/758-940/N(F)	700-800 MHz Public Safety Rated, Cross Band Coupler, 150-512MHz port 1, 758-940MHz port 2 N-Female connectors
CS06-771-847	CBC-150-174/403-512/N(F)	VHF-UHF Public Safety Rated, Cross Band Coupler, 150-174MHz port 1, 403-512MHz port 2 N-Female connectors
CS06-764-838	CBC-PS7(FN)/PS8/N(f)	Public Safety Rated, Cross Band 700&800 Coupler, 758-805MHz port 1, 806-869MHz port 2 N-Female connectors
CS09-768-845	FLTR-FIRSTNET/NOTCH-N(F)	FirstNet Notch Filter, Passes 700 & 800MHz narrow band channels, notches Firstnet band 14

Public Safety Passives

Westell Public Safety rated Passives offering includes Directional Couplers, Hybrid Couplers, Power Splitters, and Power Tappers.

Public Safety passives cover frequency range 340-2700 MHz and offer low insertion loss, low VSWR in an IP-65 rated housing.



Directional Couplers

Part Number	Model Number	Description
CS05-416-429	DC5/340-2.7K/4310	5dB Directional Coupler, Public Safety Rated, 300W, 4.3-10 connectors (340-2700 MHz)
CS05-417-429	DC6/340-2.7K/4310	6dB Directional Coupler, Public Safety Rated, 300W, 4.3-10 connectors (340-2700 MHz)
CS05-418-429	DC10/340-2.7K/4310	10dB Directional Coupler, Public Safety Rated, 300W, 4.3-10 connectors (340-2700 MHz)
CS05-419-429	DC15/340-2.7K/4310	15dB Directional Coupler, Public Safety Rated, 300W, 4.3-10 connectors (340-2700 MHz)
CS05-420-429	DC20/340-2.7K/4310	20dB Directional Coupler, Public Safety Rated, 300W, 4.3-10 connectors (340-2700 MHz)
CS05-421-429	DC30/340-2.7K/4310	30dB Directional Coupler, Public Safety Rated, 300W, 4.3-10 connectors (340-2700 MHz)
CS05-488-429	DC5/340-2.7K/N	5dB Directional Coupler, Public Safety Rated, 300W, N connectors (340-2700 MHz)
CS05-489-429	DC6/340-2.7K/N	6dB Directional Coupler, Public Safety Rated, 300W, N connectors (340-2700 MHz)
CS05-490-429	DC10/340-2.7K/N	10dB Directional Coupler, Public Safety Rated, 300W, N connectors (340-2700 MHz)
CS05-491-429	DC15/340-2.7K/N	15dB Directional Coupler, Public Safety Rated, 300W, N connectors (340-2700 MHz)
CS05-492-429	DC20/340-2.7K/N	20dB Directional Coupler, Public Safety Rated, 300W, N connectors (340-2700 MHz)
CS05-493-429	DC30/340-2.7K/N	30dB Directional Coupler, Public Safety Rated, 300W, N connectors (340-2700 MHz)


Hybrid Couplers

Part Number	Model Number	Description
CS05-415-390	HC3/340-2.7K/4310	3dB Hybrid Coupler, Public Safety Rated, 300W, 4.3-10 connectors, (340-2700 MHz)
CS05-487-390	HC3/340-2.7K/N	3dB Hybrid Coupler, Public Safety Rated, 300W, N connectors, (340-2700 MHz)
CV05-537-690	VHF-HC3/138-960/N(F)	3dB Hybrid Coupler, Public Safety Rated, 300W, N connectors, (138-960 MHz)



WESTELL

WESTELL.COM



Public Safety Passives *Continued*


Power Splitters

Part Number	Model Number	Description
CS04-400-429	SPD2/340-2.7K/4310	2-Way Power Divider, Public Safety Rated, 300W, 4.3-10 connectors (340-2700 MHz)
CS04-401-429	SPD3/340-2.7K/4310	3-Way Power Divider, Public Safety Rated, 300W, 4.3-10 connectors (340-2700 MHz)
CS04-402-429	SPD4/340-2.7K/4310	4-Way Power Divider, Public Safety Rated, 300W, 4.3-10 connectors (340-2700 MHz)
CS04-472-429	SPD2/340-2.7K/N	2-Way Power Divider, Public Safety Rated, 300W, N connectors (340-2700 MHz)
CS04-473-429	SPD3/340-2.7K/N	3-Way Power Divider, Public Safety Rated, 300W, N connectors (340-2700 MHz)
CS04-474-429	SPD4/340-2.7K/N	4-Way Power Divider, Public Safety Rated, 300W, N connectors (340-2700 MHz)
CV04-500-629	VHF-SPD2/138-960/N(f)	2-Way Power Divider, Public Safety rated, 300W, N connectors (138-960 MHz)
CV04-501-629	VHF-SPD3/138-960/N(F)	3-Way Power Divider, Public Safety rated, 300W, N connectors (138-960 MHz)
CV04-502-629	VHF-SPD4/138-960/N(f)	4-Way Power Divider, Public Safety rated, 300W, N connectors (138-960 MHz)

Power Tappers

Part Number	Model Number	Description
CS05-405-114	PT3/340-2.7K/4310	3dB Power Tapper, Public Safety Rated, 200W, 4.3-10 connectors (340-2700 MHz)
CS05-406-114	PT5/340-2.7K/4310	5dB Power Tapper, Public Safety Rated, 200W, 4.3-10 connectors (340-2700 MHz)
CS05-407-114	PT6/340-2.7K/4310	6dB Power Tapper, Public Safety Rated, 200W, 4.3-10 connectors (340-2700 MHz)
CS05-408-114	PT7/340-2.7K/4310	7dB Power Tapper, Public Safety Rated, 200W, 4.3-10 connectors (340-2700 MHz)
CS05-409-114	PT8/340-2.7K/4310	8dB Power Tapper, Public Safety Rated, 200W, 4.3-10 connectors (340-2700 MHz)
CS05-410-114	PT10/340-2.7K/4310	10dB Power Tapper, Public Safety Rated, 200W, 4.3-10 connectors (340-2700 MHz)
CS05-411-114	PT13/340-2.7K/4310	13dB Power Tapper, Public Safety Rated, 200W, 4.3-10 connectors (340-2700 MHz)
CS05-412-114	PT15/340-2.7K/4310	15dB Power Tapper, Public Safety Rated, 200W, 4.3-10 connectors (340-2700 MHz)
CS05-413-114	PT20/340-2.7K/4310	20dB Power Tapper, Public Safety Rated, 200W, 4.3-10 connectors (340-2700 MHz)
CS05-414-114	PT30/340-2.7K/4310	30dB Power Tapper, Public Safety Rated, 200W, 4.3-10 connectors (340-2700 MHz)
CS05-494-114	PT3/340-2.7K/N	3dB Power Tapper, Public Safety Rated, 200W, N connectors (340-2700 MHz)
CS05-478-114	PT5/340-2.7K/N	5dB Power Tapper, Public Safety Rated, 200W, N connectors (340-2700 MHz)
CS05-479-114	PT6/340-2.7K/N	6dB Power Tapper, Public Safety Rated, 200W, N connectors (340-2700 MHz)
CS05-480-114	PT7/340-2.7K/N	7dB Power Tapper, Public Safety Rated, 200W, N connectors (340-2700 MHz)
CS05-481-114	PT8/340-2.7K/N	8dB Power Tapper, Public Safety Rated, 200W, N connectors (340-2700 MHz)
CS05-482-114	PT10/340-2.7K/N	10dB Power Tapper, Public Safety Rated, 200W, N connectors (340-2700 MHz)
CS05-483-114	PT13/340-2.7K/N	13dB Power Tapper, Public Safety Rated, 200W, N connectors (340-2700 MHz)
CS05-484-114	PT15/340-2.7K/N	15dB Power Tapper, Public Safety Rated, 200W, N connectors (340-2700 MHz)
CS05-485-114	PT20/340-2.7K/N	20dB Power Tapper, Public Safety Rated, 200W, N connectors (340-2700 MHz)
CS05-486-114	PT30/340-2.7K/N	30dB Power Tapper, Public Safety Rated, 200W, N connectors (340-2700 MHz)





CV05-522-614	VHF-PT3/138-960/N(f)	3dB Power Tapper, Public Safety Rated, 200W, N connectors (138-960 MHz)
CV05-523-614	VHF-PT5/138-960/N(f)	5dB Power Tapper, Public Safety Rated, 200W, N connectors (138-960 MHz)
CV05-524-614	VHF-PT6/138-960/N(f)	6dB Power Tapper, Public Safety Rated, 200W, N connectors (138-960 MHz)
CV05-525-614	VHF-PT7/138-960/N(f)	7dB Power Tapper, Public Safety Rated, 200W, N connectors (138-960 MHz)
CV05-526-614	VHF-PT8/138-960/N(f)	8dB Power Tapper, Public Safety Rated, 200W, N connectors (138-960 MHz)
CV05-527-614	VHF-PT10/138-960/N(f)	10dB Power Tapper, Public Safety Rated, 200W, N connectors (138-960 MHz)
CV05-528-614	VHF-PT13/138-960/N(f)	13dB Power Tapper, Public Safety Rated, 200W, N connectors (138-960 MHz)
CV05-529-614	VHF-PT15/138-960/N(f)	15dB Power Tapper, Public Safety Rated, 200W, N connectors (138-960 MHz)
CV05-530-614	VHF-PT20/138-960/N(f)	20dB Power Tapper, Public Safety Rated, 200W, N connectors (138-960 MHz)
CV05-531-614	VHF-PT30/138-960/N(f)	30dB Power Tapper, Public Safety Rated, 200W, N connectors (138-960 MHz)

Did you know?



Westell offers comprehensive product training through instructor-led courses and webinars.

Our Courses:

- Meet the needs of your company
- Are taught at any location, including the Westell facility
- Combine informative lectures and product demonstrations with hands-on activities
- Are taught by instructors with extensive experience in telecommunications and training

For Scheduled Webinars, please visit:
<https://www.westell.com/support/training>

To Schedule Product Specific Training, please contact either:
 IBWsupport@westell.com, or phone: 877-844-4274

Let's Talk More. Contact Westell Today!

Westell Technologies

Call: (800) 377-8766
 E-mail: info@westell.com
 Visit: www.westell.com



Follow on Twitter @Westell_Tech



Follow on LinkedIn, Westell



Subscribe to YouTube Channel, Westell Technologies

